

A RESOLUTION

A RESOLUTION ADOPTING A TAX RATE FOR THE EVERGREEN UNDERGROUND WATER CONSERVATION DISTRICT FOR THE TAX YEAR 2021-2022.

WHEREAS, the Board of Directors of the Evergreen Underground Water Conservation District do hereby levy and adopt the tax rate per \$100.00 of property value for this District for tax year 2021, as follows:


| | |
|--|------------------|
| Last year's total tax rate: | <u>\$.005500</u> |
| This year's effective tax rate: | <u>\$.006300</u> |
| Total required for 2020 debt service: | <u>\$ -0-</u> |
| This year's rollback rate: | <u>\$.006500</u> |
| (highest tax rate the unit can set before taxpayers can start rollback procedures) | |


AND, WHEREAS, the exemptions allowed by this Jurisdiction are: Disabled Veteran in percentage and amount allowed by State Law, and partial exemption from taxation of the appraised value of residential homesteads owned by individuals who are 65 or older or are disabled.

AND, WHERAS, the Tax Assessor-Collectors of Atascosa, Frio, Karnes, and Wilson Counties are hereby authorized to collect the taxes of the Evergreen Underground Water Conservation District, employing the tax rate.

NOW, THEREFORE BE IT RESOLVED, by the Board of Directors of the Evergreen Underground Water Conservation District that the tax rate of \$.006300 per \$100.00 valuations be adopted for the tax year 2021.

PASSED AND APPROVED this 27th day of August 2021 by the Board of Directors of the Evergreen Underground Water Conservation District.


Blaine Schorp, President

ATTEST:

Diane Savage, Secretary/Treasurer

2021 Tax Rate Calculation Worksheet

EVERGREEN UWC DIST

No-New-Revenue Tax Rate

The NNR tax rate enables the public to evaluate the relationship between taxes for the prior year and for the current year based on a tax rate that would produce the same amount of taxes (no new taxes) if applied to the same properties that are taxed in both years. When appraisal values increase, the NNR tax rate should decrease.

The NNR tax rate for a county is the sum of the NNR tax rates calculated for each type of tax the county levies.

While uncommon, it is possible for a taxing unit to provide an exemption for only maintenance and operations taxes. In this case, the taxing unit will need to calculate the NNR tax rate separately for the maintenance and operations tax and the debt tax, then add the two components together.

| | | |
|----|--|------------------|
| 1. | 2020 total taxable value. Enter the amount of 2020 taxable value on the 2020 tax roll today. Include any adjustments since last year's certification; exclude Tax Code Section 25.25(d) one-fourth and one-third over-appraisal corrections from these adjustments. Exclude any property value subject to an appeal under Chapter 42 as of July 25 (will add undisputed value in Line 6). This total includes the taxable value of homesteads with tax ceilings (will deduct in Line 2) and the captured value for tax increment financing (adjustment is made by deducting TIF taxes, as reflected in Line 17). ¹ | \$18,648,808,952 |
| 2. | 2020 tax ceilings. Counties, Cities and Junior College Districts. Enter 2020 total taxable value of homesteads with tax ceilings. These include the homesteads of homeowners age 65 or older or disabled. Other units enter "0" if your taxing units adopted the tax ceiling provision in 2020 or prior year for homeowners age 65 or older or disabled, use this step. ² | \$0 |
| 3. | Preliminary 2020 adjusted taxable value. Subtract line 2 from line 1. | \$18,648,808,952 |
| 4. | 2020 total adopted tax rate. | \$0.005500/\$100 |
| 5. | 2020 taxable value lost because court appeals of ARB decisions reduced 2020 appraised value. A. Original 2020 ARB values: \$0 B. 2020 values resulting from final court decisions: - \$0 C. 2020 value loss. Subtract B from A. ³ | \$0 |
| 6. | 2020 taxable value subject to an appeal under Chapter 42, as of July 25. A. 2020 ARB certified value: \$2,406,610 B. 2020 disputed value: - \$481,322 C. 2020 undisputed value. Subtract B from A. ⁴ | \$1,925,288 |
| 7. | 2020 Chapter 42 related adjusted values. Add Line 5C and Line 6C. | \$1,925,288 |
| 8. | 2020 taxable value, adjusted for actual and potential court-ordered adjustments. Add line 3 and line 7. | \$18,650,734,240 |

1 Tex. Tax Code § 26.012(14)

2 Tex. Tax Code § 26.012(14)

3 Tex. Tax Code § 26.012(13)

4 Tex. Tax Code § 26.012(13)

**2021 Tax Rate Calculation Worksheet
EVERGREEN UWC DIST**

No-New-Revenue Tax Rate (continued)

| | | |
|------------|--|-------------------------|
| 9. | 2020 taxable value of property in territory the taxing unit deannexed after January 1, 2020. Enter the 2020 value of property in deannexed territory.⁵ | \$0 |
| 10. | 2020 taxable value lost because property first qualified for an exemption in 2021. If the taxing unit increased an original exemption, use the difference between the original exempted amount and the increased exempted amount. Do not include value lost due to freeport, goods-in-transit, temporary disaster exemptions. Note that lowering the amount or percentage of an existing exemption in 2021 does not create a new exemption or reduce taxable value. A. Absolute exemptions. Use 2020 market value: \$4,400,565 B. Partial exemptions. 2021 exemption amount or 2021 percentage exemption times 2020 value: + \$53,753,643 C. Value loss. Add A and B.⁶ | \$58,154,208 |
| 11. | 2020 taxable value lost because property first qualified for agricultural appraisal (1-d or 1-d-1), timber appraisal, recreational/scenic appraisal or public access airport special appraisal in 2021. Use only those properties that first qualified in 2021; do not use properties that qualified in 2020. A. 2020 market value: \$1,497,591 B. 2021 productivity or special appraised value: - \$22,260 C. Value loss. Subtract B from A.⁷ | \$1,475,331 |
| 12. | Total adjustments for lost value. Add lines 9, 10C and 11C. | \$59,629,539 |
| 13. | 2020 captured value of property in a TIF. Enter the total value of 2020 captured appraised value of property taxable by a taxing unit in a tax increment financing zone for which 2020 taxes were deposited into the tax increment fund.⁸ If the taxing unit has no captured appraised value in line 18D, enter 0. | \$49,197,529 |
| 14. | Adjusted 2020 taxable value. Subtract line 12 and Line 13 from line 8. | \$18,541,907,172 |
| 15. | Adjusted 2020 total levy. Multiply line 4 by line 14 and divide by \$100. | \$1,019,804 |
| 16. | Taxes refunded for years preceding tax year 2020. Enter the amount of taxes refunded by the taxing unit for tax years preceding tax year 2020. Types of refunds include court decisions, Tax Code § 25.25(b) and (c) corrections and Tax Code § 31.11 payment errors. Do not include refunds for tax year 2020. This line applies only to tax years preceding tax year 2020.⁹ | \$1,501 |
| 17. | Adjusted 2020 levy with refunds and TIF adjustment. Add Lines 15 and 16.¹⁰ | \$1,021,305 |

5 Tex. Tax Code § 26.012(15)

6 Tex. Tax Code § 26.012(15)

7 Tex. Tax Code § 26.012(15)

8 Tex. Tax Code § 26.03(c)

9 Tex. Tax Code § 26.012(13)

10 Tex. Tax Code § 26.012(13)

2021 Tax Rate Calculation Worksheet EVERGREEN UWC DIST

No-New-Revenue Tax Rate (continued)

| | | |
|------------|---|--|
| 18. | <p>Total 2021 taxable value on the 2021 certified appraisal roll today. This value includes only certified values or certified estimate of values and includes the total taxable value of homesteads with tax ceilings (will deduct in line 20). These homesteads includes homeowners age 65 or older or disabled.¹¹</p> <p>A. Certified values: \$16,082,411,079</p> <p>B. Counties: Include railroad rolling stock values certified by the Comptroller's office: + \$0</p> <p>C. Pollution control and energy storage system exemption: Deduct the value of property exempted for the current tax year for the first time as pollution control or energy storage system property: - \$0</p> <p>D. Tax increment financing: Deduct the 2021 captured appraised value of property taxable by a taxing unit in a tax increment financing zone for which the 2021 taxes will be deposited into the tax increment fund. Do not include any new property value that will be included in line 23 below.¹² - \$50,663,880</p> <p>E. Total 2021 value. Add A and B, then subtract C and D. \$16,031,747,199</p> | |
| 19. | <p>Total value of properties under protest or not included on certified appraisal roll.¹³</p> <p>A. 2021 taxable value of properties under protest. The chief appraiser certifies a list of properties still under ARB protest. The list shows the appraisal district's value and the taxpayer's claimed value, if any or an estimate of the value if the taxpayer wins. For each of the properties under protest, use the lowest of these values. Enter the total value under protest.¹⁴ \$359,446,508</p> <p>B. 2021 value of properties not under protest or included on certified appraisal roll. The chief appraiser gives taxing units a list of those taxable properties that the chief appraiser knows about but are not included at appraisal roll certification. These properties also are not on the list of properties that are still under protest. On this list of properties, the chief appraiser includes the market value, appraised value and exemptions for the preceding year and a reasonable estimate of the market value, appraised value and exemptions for the current year. Use the lower market, appraised or taxable value (as appropriate). Enter the total value of property not on the certified roll.¹⁵ + \$0</p> | |

11 Tex. Tax Code § 26.12, 26.04(c-2)

12 Tex. Tax Code § 26.03(c)

13 Tex. Tax Code § 26.01(c) and (d)

14 Tex. Tax Code § 26.01(c)

15 Tex. Tax Code § 26.01(d)

**2021 Tax Rate Calculation Worksheet
EVERGREEN UWC DIST**

No-New-Revenue Tax Rate (concluded)

| | | |
|------------------------------|---|-------------------------|
| 19. (cont.) | C. Total value under protest or not certified. Add A and B. | \$369,446,508 |
| 20. | 2021 tax ceilings. Counties, cities and junior colleges enter 2021 total taxable value of homesteads with tax ceilings. These include the homesteads of homeowners age 65 or older or disabled. Other taxing units enter "0". If your taxing units adopted the tax ceiling provision in 2020 or a prior year for homeowners age 65 or older or disabled, use this step.¹⁶ | \$0 |
| 21. | 2021 total taxable value. Add lines 18E and 19C. Subtract line 20.¹⁷ | \$16,391,193,707 |
| 22. | Total 2021 taxable value of properties in territory annexed after January 1, 2020. Include both real and personal property. Enter the 2021 value of property in territory annexed.¹⁸ | \$0 |
| 23. | Total 2021 taxable value of new improvements and new personal property located in new improvements. New means the item was not on the appraisal roll in 2020. An improvement is a building, structure, fixture or fence erected on or affixed to land. New additions to existing improvements may be included if the appraised value can be determined. New personal property in a new improvement must have been brought into the taxing unit after January 1, 2020 and be located in a new improvement. New improvements do include property on which a tax abatement agreement has expired for 2021.¹⁹ | \$263,449,733 |
| 24. | Total adjustments to the 2021 taxable value. Add lines 22 and 23. | \$263,449,733 |
| 25. | Adjusted 2021 taxable value. Subtract line 24 from line 21. | \$16,127,743,974 |
| 26. | 2021 NNR tax rate. Divide line 17 by line 25 and multiply by \$100.²⁰ | \$0.0063/\$100 |
| 27. | COUNTIES ONLY. Add together the NNR tax rates for each type of tax the county levies. The total is the 2021 county NNR tax rate.²¹ | \$/ \$100 |

16 Tex. Tax Code § 26.012(6)(B)

17 Tex. Tax Code § 26.012(6)

18 Tex. Tax Code § 26.012(17)

19 Tex. Tax Code § 26.012(17)

20 Tex. Tax Code § 26.04(c)

21 Tex. Tax Code § 26.04(d)

2021 Tax Rate Calculation Worksheet EVERGREEN UWC DIST

Voter-Approval Tax Rate

The voter-approval tax rate is the highest tax rate that a taxing unit may adopt without holding an election to seek voter approval of the rate. The voter-approval tax rate is split into two separate rates:

1. **Maintenance and Operations (M&O) Tax Rate:** The M&O portion is the tax rate that is needed to raise the same amount of taxes that the taxing unit levied in the prior year plus the applicable percentage allowed by law. This rate accounts for such things as salaries, utilities and day-to-day operations.
2. **Debt Rate:** The debt rate includes the debt service necessary to pay the taxing unit's debt payments in the coming year. This rate accounts for principal and interest on bonds and other debt secured by property tax revenue.

The voter-approval tax rate for a county is the sum of the voter-approval tax rates calculated for each type of tax the county levies. In most cases the voter-approval tax rate exceeds the no-new-revenue tax rate, but occasionally decreases in a taxing unit's debt service will cause the NNR tax rate to be higher than the voter-approval tax rate.

| | | |
|-----|--|------------------|
| 28. | 2020 M&O tax rate. Enter the 2020 M&O tax rate. | \$0.0055/\$100 |
| 29. | 2020 taxable value, adjusted for actual and potential court-ordered adjustments. Enter the amount in line 8 of the <i>No-New-Revenue Tax Rate Worksheet</i> . | \$18,650,734,240 |
| 30. | Total 2020 M&O levy. Multiply line 28 by line 29 and divide by \$100. | \$1,025,790 |
| 31. | <p>Adjusted 2020 levy for calculating NNR M&O taxes.</p> <p>A. M&O taxes refunded for years preceding tax year 2020: Enter the amount of M&O taxes refunded in the preceding year for taxes before that year. Types of refunds include court decisions, Tax Code Section 25.25(b) and (c) corrections and Tax Code Section 31.11 payment errors. Do not include refunds for tax year 2020. This line applies only to tax years preceding tax year 2020.</p> <p style="text-align: right;">+ \$336</p> <p>B. 2020 taxes in TIF: Enter the amount of taxes paid into the tax increment fund for a reinvestment zone as agreed by the taxing unit. If the taxing unit has no 2021 captured appraised value in Line 18D, enter 0.</p> <p style="text-align: right;">- \$1,847</p> | |

**2021 Tax Rate Calculation Worksheet
EVERGREEN UWC DIST**

Voter-Approval Tax Rate (continued)

| | | |
|---------------------------|--|---------------------------------------|
| <p>31. (cont.)</p> | <p>C. 2020 transferred function.: If discontinuing all of a department, function or activity and transferring it to another taxing unit by written contract, enter the amount spent by the taxing unit discontinuing the function in the 12 months preceding the month of this calculation. If the taxing unit did not operate this function for this 12-month period, use the amount spent in the last full fiscal year in which the taxing unit operated the function. The taxing unit discontinuing the function will subtract this amount in E below. The taxing unit receiving the function will add this amount in E below. Other taxing units enter 0. +/- \$0</p> <p>D. 2020 M&O levy adjustments.: Subtract B from A. For taxing unit with C, subtract if discontinuing function and add if receiving function. \$-1,511</p> <p>E. Add line 30 to 31D. \$1,024,279</p> | <p align="right">\$1,024,279</p> |
| <p>32.</p> | <p>Adjusted 2021 taxable value. Enter the amount in line 25 of the <i>No-New-Revenue Tax Rate Worksheet</i>.</p> | <p align="right">\$16,127,743,974</p> |
| <p>33.</p> | <p>2021 NNR M&O rate. (unadjusted) Divide line 31E by line 32 and multiply by \$100.</p> | <p align="right">\$0.0063/\$100</p> |
| <p>34.</p> | <p>Rate adjustment for state criminal justice mandate.²³</p> <p>A. 2021 state criminal justice mandate. Enter the amount spent by a county in the previous 12 months providing for the maintenance and operation cost of keeping inmates in county-paid facilities after they have been sentenced. Do not include any state reimbursement received by the county for the same purpose. \$0</p> <p>B. 2020 criminal justice mandate. Enter the amount spent by a county in the 12 months prior to the previous 12 months providing for the maintenance and operation cost of keeping inmates in county-paid facilities after they have been sentenced. Do not include any state reimbursement received by the county for the same purpose. Enter zero if this is the first time the mandate applies. \$0</p> <p>C. Subtract B from A and divide by line 32 and multiply by \$100. \$0/\$100</p> <p>D. Enter the rate calculated in C. If not applicable, enter 0. \$0/\$100</p> | <p align="right">\$0/\$100</p> |

22 [Reserved for expansion]

23 Tex. Tax Code § 26.044

**2021 Tax Rate Calculation Worksheet
EVERGREEN UWC DIST**

Voter-Approval Tax Rate (continued)

| | | |
|-------------------|--|--------------------------------|
| <p>35.</p> | <p>Rate adjustment for indigent health care expenditures.²⁴</p> <p>A. 2021 indigent health care expenditures. Enter the amount paid by a taxing unit providing for the maintenance and operation cost of providing indigent health care for the period beginning on July 1, 2020 and ending on June 30, 2021, less any state assistance received for the same purpose. \$0</p> <p>B. 2020 indigent health care expenditures. Enter the amount paid by a taxing unit providing for the maintenance and operation cost of providing indigent health care for the period beginning on July 1, 2019 and ending on June 30, 2020, less any state assistance received for the same purpose. \$0</p> <p>C. Subtract B from A and divide by line 32 and multiply by \$100. \$0/\$100</p> <p>D. Enter the rate calculated in C. If not applicable, enter 0. \$0/\$100</p> | <p align="right">\$0/\$100</p> |
| <p>36.</p> | <p>Rate adjustment for county indigent defense compensation.²⁵</p> <p>A. 2021 indigent defense compensation expenditures. Enter the amount paid by a county to provide appointed counsel for indigent individuals for the period beginning on July 1, 2020 and ending on June 30, 2021, less any state grants received by the county for the same purpose. \$0</p> <p>B. 2020 indigent defense compensation expenditures. Enter the amount paid by a county to provide appointed counsel for indigent individuals for the period beginning on July 1, 2019 and ending on June 30, 2020, less any state grants received by the county for the same purpose. \$0</p> <p>C. Subtract B from A and divide by line 32 and multiply by \$100. \$0/\$100</p> <p>D. Multiply B by 0.05 and divide by line 32 and multiply by \$100. \$0/\$100</p> <p>E. Enter the lessor of C and D. If not applicable, enter 0. \$0/\$100</p> | <p align="right">\$0/\$100</p> |

24 Tex. Tax Code § 26.0442

25 Tex. Tax Code § 26.0442

**2021 Tax Rate Calculation Worksheet
EVERGREEN UWC DIST**

Voter-Approval Tax Rate (continued)

| | | |
|-------------------|--|--|
| <p>37.</p> | <p>Rate adjustment for county hospital expenditures.²⁶ A. 2021 eligible county hospital expenditures. Enter the amount paid by the county or municipality to maintain and operate an eligible county hospital for the period beginning on July 1, 2020 and ending on June 30, 2021 B. 2020 eligible county hospital expenditures. Enter the amount paid by the county or municipality to maintain and operate an eligible county hospital for the period beginning on July 1, 2019 and ending on June 30, 2020. C. Subtract B from A and divide by line 32 and multiply by \$100. D. Multiply B by 0.08 and divide by line 32 and multiply by \$100. E. Enter the lessor of C and D, if applicable. If not applicable, enter 0.</p> | <p align="right">\$0 \$0 \$0/\$100 \$0/\$100 \$0/\$100</p> |
| <p>38.</p> | <p>Rate adjustment for defunding municipality. This adjustment only applies to a municipality that is considered to be a defunding municipality for the current tax year under Chapter 109, Local Government Code. Chapter 109, Local Government Code only applies to municipalities with a population of more than 250,000 and includes a written determination by the Office of the Governor. See Tax Code 26.0444 for more information. A. Amount appropriated for public safety in 2020. Enter the amount of money appropriated for public safety in the budget adopted by the municipality for the preceding fiscal year. B. Expenditures for public safety in 2020. Enter the amount of money spent by the municipality for public safety during the preceding fiscal year. C. Subtract B from A and divide by line 32 and multiply by \$100. D. Enter the rate calculated in C. If not applicable, enter 0.</p> | <p align="right">\$0 \$0 \$0/\$100 \$0/\$100</p> |
| <p>39.</p> | <p>Adjusted 2021 NNR M&O rate. Add lines 33, 34D, 35D, 36E, and 37E. Subtract line 38D.</p> | <p align="right">\$0.0063/\$100</p> |

26 Tex. Tax Code § 26.0443

**2021 Tax Rate Calculation Worksheet
EVERGREEN UWC DIST**

Voter-Approval Tax Rate (continued)

| | | |
|------|--|--|
| 40. | <p>Adjustment for 2020 sales tax specifically to reduce property values. Cities, counties and hospital districts that collected and spent additional sales tax on M&O expenses in 2020 should complete this line. These entities will deduct the sales tax gain rate for 2021 in Section 3. Other taxing units, enter zero.</p> <p>A. Enter the amount of additional sales tax collected and spent on M&O expenses in 2020, if any. Counties must exclude any amount that was spent for economic development grants from the amount of sales tax spent. \$0</p> <p>B. Divide line 40A by line 32 and multiply by \$100. \$0/\$100</p> <p>C. Add Line 40B to Line 39. \$0.0063/\$100</p> | |
| 41. | <p>2021 voter-approval M&O rate. Enter the rate as calculated by the appropriate scenario below.</p> <p>Special Taxing Unit. If the taxing unit qualifies as a special taxing unit, multiply line 40C by 1.08.</p> <p>Other Taxing Unit. If the taxing unit does not qualify as a special taxing unit, multiply Line 40C by 1.035 \$0.0065/\$100</p> | |
| D41. | <p>Disaster Line 41 (D41): 2021 voter-approval M&O rate for taxing unit affected by disaster declaration. If the taxing unit is located in an area declared a disaster area and at least one person is granted an exemption under Tax Code Section 11.35 for property located in the taxing unit, the governing body may direct the person calculating the voter-approval tax rate to calculate in the manner provided for a special taxing unit. The taxing unit shall continue to calculate the voter-approval tax rate in this manner until the earlier of</p> <p>1) the first year in which total taxable value on the certified appraisal roll exceeds the total taxable value of the tax year in which the disaster occurred, or</p> <p>2) the third tax year after the tax year in which the disaster occurred</p> <p>If the taxing unit qualifies under this scenario, multiply Line 40C by 1.08.²⁷ If the taxing unit does not qualify, do not complete Disaster Line 41 (Line D41). \$0/\$100</p> | |

27 Tex. Tax Code § 26.042(a)

**2021 Tax Rate Calculation Worksheet
EVERGREEN UWC DIST**

Voter-Approval Tax Rate (continued)

| | | |
|------------|---|----------|
| 42. | <p>Total 2021 debt to be paid with property taxes and additional sales tax revenue. Debt means the interest and principal that will be paid on debts that:</p> <p>(1) are paid by property taxes, (2) are secured by property taxes, (3) are scheduled for payment over a period longer than one year, and (4) are not classified in the taxing unit's budget as M&O expenses.</p> <p>A: Debt also includes contractual payments to other taxing units that have incurred debts on behalf of this taxing unit, if those debts meet the four conditions above. Include only amounts that will be paid from property tax revenue. Do not include appraisal district budget payments. If the governing body of a taxing unit authorized or agreed to authorize a bond, warrant, certificate of obligation, or other evidence of indebtedness on or after Sept. 1, 2021, verify if it meets the amended definition of debt before including it here.²⁸</p> <p>Enter debt amount. \$0</p> <p>B: Subtract unencumbered fund amount used to reduce total debt. -\$0</p> <p>C: Subtract certified amount spent from sales tax to reduce debt (enter zero if none). -\$0</p> <p>D: Subtract amount paid from other resources. -\$0</p> <p>E: Adjusted debt. Subtract B, C and D from A. \$0</p> | |
| 43. | Certified 2020 excess debt collections. Enter the amount certified by the collector. ²⁹ | \$0 |
| 44. | Adjusted 2021 debt. Subtract line 43 from line 42E. | \$0 |
| 45. | <p>2021 anticipated collection rate.</p> <p>A. Enter the 2021 anticipated collection rate certified by the collector.³⁰ 95.0000%</p> <p>B. Enter the 2020 actual collection rate. 94.0000%</p> <p>C. Enter the 2019 actual collection rate. 97.0000%</p> <p>D. Enter the 2018 actual collection rate. 97.0000%</p> <p>E. If the anticipated collection rate in A is lower than actual collection rates in B, C and D, enter the lowest collection rate from B, C and D. If the anticipated rate in A is higher than at least one of the rates in the prior three years, enter the rate from A. Note that the rate can be greater than 100%.³¹</p> | 95.0000% |

28 Tex. Tax Code § 26.012(7)

29 Tex. Tax Code § 26.012(10) and 16.04(b)

30 Tex. Tax Code § 26.04(b)

31 Tex. Tax Code § 26.04(h),(h-1) and (h-2)

**2021 Tax Rate Calculation Worksheet
EVERGREEN UWC DIST**

Voter-Approval Tax Rate (concluded)

| | | |
|-------------|---|-------------------------|
| 46. | 2021 debt adjusted for collections. Divide line 44 by line 45E. | \$0 |
| 47. | 2021 total taxable value. Enter the amount on line 21 of the <i>No-New-Revenue Tax Rate Worksheet</i> . | \$16,391,193,707 |
| 48. | 2021 debt rate. Divide line 46 by line 47 and multiply by \$100. | \$0/\$100 |
| 49. | 2021 voter-approval tax rate. Add lines 41 and 48. | \$0.0065/\$100 |
| D49. | Disaster Line 49 (D49): 2021 voter-approval tax rate for taxing unit affected by disaster declaration. Complete this line if the taxing unit calculated the voter-approval tax rate in the manner provided for a special taxing unit on Line D41. Add Line D41 and 48. | \$0/\$100 |
| 50. | COUNTIES ONLY. Add together the voter-approval tax rates for each type of tax the county levies. The total is the 2021 county voter-approval tax rate. | \$/ \$100 |

**2021 Tax Rate Calculation Worksheet
EVERGREEN UWC DIST**

NNR Tax Rate and Voter-Approval Tax Rate Adjustments for Additional Sales Tax to Reduce Property Taxes

Cities, counties and hospital districts may levy a sales tax specifically to reduce property taxes. Local voters by election must approve imposing or abolishing the additional sales tax. If approved, the taxing unit must reduce its NNR and voter-approval tax rates to offset the expected sales tax revenue. This section should only be completed by a county, city or hospital district that is required to adjust its NNR tax rate and/or voter-approval tax rate because it adopted the additional sales tax.

| | | |
|-----|---|------------------|
| 51. | Taxable Sales. For taxing units that adopted the sales tax in November 2020 or May 2021, enter the Comptroller's estimate of taxable sales for the previous four quarters. ³² Estimates of taxable sales may be obtained through the Comptroller's Allocation Historical Summary webpage. Taxing units that adopted the sales tax before November 2020, skip this line. | \$0 |
| 52. | Estimated sales tax revenue. Counties exclude any amount that is or will be spent for economic development grants from the amount of estimated sales tax revenue. ³³ Taxing units that adopted the sales tax in November 2020 or in May 2021. Multiply the amount on Line 51 by the sales tax rate (.01, .005, or .0025, as applicable) and multiply the result by .95. ³⁴ -OR- Taxing units that adopted the sales tax before November 2020. Enter the sales tax revenue for the previous four quarters. Do not multiply by .95. | \$0 |
| 53. | 2021 total taxable value. Enter the amount from line 21 of the <i>No-New-Revenue Tax Rate Worksheet</i> . | \$16,391,193,707 |
| 54. | Sales tax adjustment rate. Divide line 52 by line 53 and multiply by \$100. | \$0/\$100 |
| 55. | 2021 NNR tax rate, unadjusted for sales tax. ³⁵ Enter the rate from line 26 or 27, as applicable, on the <i>No-New-Revenue Tax Rate Worksheet</i> . | \$0.0063/\$100 |
| 56. | 2021 NNR tax rate, adjusted for sales tax. Taxing units that adopted the sales tax in November 2020 or in May 2021. Subtract line 54 from line 55. Skip to line 57 if you adopted the additional sales tax before November 2020. | \$0.0063/\$100 |
| 57. | 2021 voter-approval tax rate, unadjusted for sales tax. ³⁶ Enter the rate from line 49, line D49 (disaster) or line 50 (counties), as applicable, of the <i>Voter-Approval Tax Rate Worksheet</i> . | \$0.0065/\$100 |
| 58. | 2021 voter-approval tax rate, adjusted for sales tax. Subtract line 54 from line 57. | \$0.0065/\$100 |

32 Tex. Tax Code § 26.041(d)

33 Tex. Tax Code § 26.041(i)

34 Tex. Tax Code § 26.041(d)

35 Tex. Tax Code § 26.04(c)

36 Tex. Tax Code § 26.04(c)

**2021 Tax Rate Calculation Worksheet
EVERGREEN UWC DIST**

Voter-Approval Rate Adjustment for Pollution Control

A taxing unit may raise its rate for M&O funds used to pay for a facility, device or method for the control of air, water or land pollution. This includes any land, structure, building, installation, excavation, machinery, equipment or device that is used, constructed, acquired or installed wholly or partly to meet or exceed pollution control requirements. The taxing unit's expenses are those necessary to meet the requirements of a permit issued by the Texas Commission on Environmental Quality (TCEQ). The taxing unit must provide the tax assessor with a copy of the TCEQ letter of determination that states the portion of the cost of the installation for pollution control.

This section should only be completed by a taxing unit that uses M&O funds to pay for a facility, device or method for the control of air, water or land pollution.

| | | |
|-----|---|------------------|
| 59. | Certified expenses from the Texas Commission on Environmental Quality (TCEQ). Enter the amount certified in the determination letter from TCEQ. ³⁷ The taxing unit shall provide its tax assessor-collector with a copy of the letter. ³⁸ | \$0 |
| 60. | 2021 total taxable value. Enter the amount from line 21 of the <i>No-New-Revenue Tax Rate Worksheet</i> . | \$16,391,193,707 |
| 61. | Additional rate for pollution control. Divide line 59 by line 60 and multiply by 100. | \$0/\$100 |
| 62. | 2021 voter-approval tax rate, adjusted for pollution control. Add line 61 to one of the following lines (as applicable): line 49, line D49 (disaster), line 50 (counties) or line 58 (taxing units with the additional sales tax). | \$0.0065/\$100 |

37 Tex. Tax Code § 26.045(d)

38 Tex. Tax Code § 26.045(i)

2021 Tax Rate Calculation Worksheet EVERGREEN UWC DIST

Voter-Approval Tax Rate Adjustment for Unused Increment Rate

The unused increment rate is the rate equal to the difference between the adopted tax rate and voter-approval tax rate before the unused increment rate for the prior three years.³⁹ In a year where a taxing unit adopts a rate by applying any portion of the unused increment rate, the unused increment rate for that year would be zero.

The difference between the adopted tax rate and voter-approval tax rate is considered zero in the following scenarios:

- a tax year before 2020;⁴⁰
- a tax year in which the municipality is a defunding municipality, as defined by Tax Code Section 26.0501(a),⁴¹ or
- after Jan. 1, 2022, a tax year in which the comptroller determines that the county implemented a budget reduction or reallocation described by Local Government Code Section 120.002(a) without the required voter approval.⁴²

This section should only be completed by a taxing unit that does not meet the definition of a special taxing unit.⁴³

| | | |
|------------|--|----------------|
| 63. | 2020 unused increment rate. Subtract the 2020 actual tax rate and the 2020 unused increment rate from the 2020 voter-approval tax rate. If the number is less than zero, enter zero. | \$0/\$100 |
| 64. | 2019 unused increment rate. Subtract the 2019 actual tax rate and the 2019 unused increment rate from the 2019 voter-approval tax rate. If the number is less than zero, enter zero. If the year is prior to 2020, enter zero. | \$0/\$100 |
| 65. | 2018 unused increment rate. Subtract the 2018 actual tax rate and the 2018 unused increment rate from the 2018 voter-approval tax rate. If the number is less than zero, enter zero. If the year is prior to 2020, enter zero. | \$0/\$100 |
| 66. | 2021 unused increment rate. Add lines 63, 64, and 65. | \$0/\$100 |
| 67. | 2021 voter-approval tax rate, adjusted for unused increment rate. Add line 66 to one of the following lines (as applicable): line 49, line D49 (disaster), line 50 (counties), line 58 (taxing units with the additional sales tax) or line 62 (taxing units with pollution control). | \$0.0065/\$100 |

39 Tex. Tax Code § 26.013(a)

40 Tex. Tax Code § 26.013(c)

41 Tex. Tax Code § 26.0501(a) and (c)

42 Tex. Local Gov't Code § 120.007(d), effective Jan. 1, 2022

43 Tex. Tax Code § 26.063(a)(1)

2021 Tax Rate Calculation Worksheet
EVERGREEN UWC DIST

De Minimis Rate

The de minimis rate is the rate equal to the sum of the no-new-revenue maintenance and operations rate, the rate that will raise \$500,000, and the current debt rate for a taxing unit. ⁴⁴

This section should only be completed by a taxing unit that is a municipality of less than 30,000 or a taxing unit that does not meet the definition of a special taxing unit. ⁴⁵

| | | |
|------------|--|-------------------------|
| 68. | Adjusted 2021 NNR M&O tax rate. Enter the rate from line 39 of the <i>Voter-Approval Tax Rate Worksheet</i> . | \$0.0063/\$100 |
| 69. | 2021 total taxable value. Enter the amount from line 21 of the <i>No-New-Revenue Tax Rate Worksheet</i> . | \$16,391,193,707 |
| 70. | Rate necessary to impose \$500,000 in taxes. Divide \$500,000 by line 69 and multiply by \$100. | \$0.003/\$100 |
| 71. | 2021 debt rate. Enter the rate from line 48 of the <i>Voter-Approval Tax Rate Worksheet</i> . | \$0/\$100 |
| 72. | De minimis rate. Add lines 68,70, and 71. | \$0.0093/\$100 |

44 Tex. Tax Code § 26.012(8-a)

45 Tex. Tax Code § 26.063(a)(1)

Total Tax Rate

Indicate the applicable total tax rates as calculated above.

No-New-Revenue tax rate. As applicable, enter the 2021 NNR tax rate from: line 26, line 27 (counties), or line 56 (adjusted for sales tax).

Indicate the line number used: 56

\$0.0063/\$100

Voter-approval tax rate. As applicable, enter the 2021 voter-approval tax rate from: line 49, line D49 (disaster), line 50 (counties), line 58 (adjusted for sales tax), line 62 (adjusted for pollution control), line 67 (adjusted for unused increment), or line 80 (adjusted for emergency revenue).

Indicate the line number used: 67

\$0.0065/\$100

De minimis rate. If applicable, enter the 2021 de minimis rate from line 72.


\$0.0093/\$100

Taxing Unit Representative Name and Signature

Enter the name of the person preparing the tax rate as authorized by the governing body of the taxing unit. By signing below, you certify that you are the designated officer or employee of the taxing unit and have accurately calculated the tax rates using values that are the same as the values shown in the taxing unit's certified appraisal roll or certified estimate of taxable value, in accordance with requirements in Tax Code. ⁵⁰

Print Here

Dawn Polasek Barnett
Wilson County Tax Assessor-Collector



Printed Name of Taxing Unit Representative

Sign Here

Dawn P Barnett

Taxing Unit Representative

Date

8/16/2021

⁵⁰ Tex. Tax Code ?? 26.04(c-2) and (d-2)

**2021 Notice of No-New-Revenue Tax Rate
Worksheet for Calculation of Tax Increase/Decrease**

Entity Name: EVERGREEN UWC DIST

Date: 08/12/2021

| | |
|---|-------------------------|
| 1.2020 taxable value, adjusted for actual and potential court-ordered adjustments. Enter line 8 of the No-New-Revenue Tax Rate Worksheet. | \$18,650,734,240 |
| 2.2020 total tax rate. Enter line 4 of the No-New-Revenue Tax Rate Worksheet. | 0.005500 |
| 3.Taxes refunded for years preceding tax year 2020. Enter line 16 of the No-New-Revenue Tax Rate Worksheet. | \$1,501 |
| 4.Last year's levy. Multiply Line 1 times Line 2 and divide by 100. To the result, add Line 3. | \$1,027,291 |
| 5.2021 total taxable value. Enter Line 21 of the No-New-Revenue Tax Rate Worksheet. | \$16,391,193,707 |
| 6.2021 no-new tax rate. Enter line 26 of the No-New-Revenue Tax Rate Worksheet or Line 56 of the Additional Sales Tax Rate Worksheet. | 0.006300 |
| 7.2021 taxes if a tax rate equal to the no-new-revenue tax rate is adopted. Multiply Line 5 times Line 6 and divide by 100. | \$1,032,645 |
| 8.Last year's total levy. Sum of line 4 for all funds. | \$1,027,291 |
| 9.2021 total taxes if a tax rate equal to the no-new-revenue tax rate is adopted. Sum of line 7 for all funds. | \$1,032,645 |
| 10.Tax Increase (Decrease). Subtract Line 8 from Line 9. | \$5,354 |

EVERGREEN UWC DIST
Tax Rate Recap for 2021 Tax Rates

| Description of Rate | Tax Rate Per \$100 | Tax Levy This is calculated using the Total Adjusted Taxable Value (line 21) of the No-New-Revenue Tax Rate Worksheet | Additional Tax Levy Compared to <u>last year's</u> tax levy of 1,025,684 | Additional Tax Levy Compared to <u>no-new-revenue tax rate</u> levy of 1,032,645 |
|-------------------------|--------------------|--|--|--|
| Last Year's Tax Rate | 0.005500 | \$901,516 | \$-124,169 | \$-131,130 |
| No-New-Revenue Tax Rate | 0.006300 | \$1,032,645 | \$6,961 | \$0 |
| Notice & Hearing Limit | 0.006300 | \$1,032,645 | \$6,961 | \$0 |
| Voter-Approval Tax Rate | 0.006500 | \$1,065,428 | \$39,743 | \$32,782 |
| Proposed Tax Rate | 0.000000 | \$0 | \$-1,025,684 | \$-1,032,645 |

No-New-Revenue Tax Rate Increase in Cents per \$100

| | | | | |
|-------|----------|------------|------------|------------|
| 0.00 | 0.006300 | 1,032,645 | 6,961 | 0 |
| 0.50 | 0.011300 | 1,852,203 | 826,520 | 819,560 |
| 1.00 | 0.016300 | 2,671,763 | 1,646,080 | 1,639,119 |
| 1.50 | 0.021300 | 3,491,324 | 2,465,640 | 2,458,679 |
| 2.00 | 0.026300 | 4,310,884 | 3,285,199 | 3,278,239 |
| 2.50 | 0.031300 | 5,130,444 | 4,104,759 | 4,097,798 |
| 3.00 | 0.036300 | 5,950,003 | 4,924,319 | 4,917,358 |
| 3.50 | 0.041300 | 6,769,563 | 5,743,879 | 5,736,918 |
| 4.00 | 0.046300 | 7,589,123 | 6,563,438 | 6,556,477 |
| 4.50 | 0.051300 | 8,408,682 | 7,382,998 | 7,376,037 |
| 5.00 | 0.056300 | 9,228,242 | 8,202,558 | 8,195,597 |
| 5.50 | 0.061300 | 10,047,802 | 9,022,117 | 9,015,157 |
| 6.00 | 0.066300 | 10,867,361 | 9,841,677 | 9,834,716 |
| 6.50 | 0.071300 | 11,686,921 | 10,661,237 | 10,654,276 |
| 7.00 | 0.076300 | 12,506,481 | 11,480,796 | 11,473,836 |
| 7.50 | 0.081300 | 13,326,040 | 12,300,356 | 12,293,395 |
| 8.00 | 0.086300 | 14,145,600 | 13,119,916 | 13,112,955 |
| 8.50 | 0.091300 | 14,965,160 | 13,939,475 | 13,932,515 |
| 9.00 | 0.096300 | 15,784,720 | 14,759,035 | 14,752,074 |
| 9.50 | 0.101300 | 16,604,279 | 15,578,595 | 15,571,634 |
| 10.00 | 0.106300 | 17,423,839 | 16,398,154 | 16,391,194 |
| 10.50 | 0.111300 | 18,243,399 | 17,217,714 | 17,210,753 |
| 11.00 | 0.116300 | 19,062,958 | 18,037,274 | 18,030,313 |
| 11.50 | 0.121300 | 19,882,518 | 18,856,833 | 18,849,873 |
| 12.00 | 0.126300 | 20,702,078 | 19,676,393 | 19,669,432 |
| 12.50 | 0.131300 | 21,521,637 | 20,495,953 | 20,488,992 |
| 13.00 | 0.136300 | 22,341,197 | 21,315,513 | 21,308,552 |
| 13.50 | 0.141300 | 23,160,757 | 22,135,072 | 22,128,112 |
| 14.00 | 0.146300 | 23,980,316 | 22,954,632 | 22,947,671 |
| 14.50 | 0.151300 | 24,799,876 | 23,774,192 | 23,767,231 |

Tax Levy: This is calculated by taking the adjusted taxable value (line 21 of No-New-Revenue Tax Rate Worksheet), multiplying by the appropriate rate, such as the No-New-Revenue Tax Rate and dividing by 100.

For School Districts: This is calculated by taking the adjusted taxable value (line 34 of the Voter-Approval Tax Rate Worksheet), multiplying by the appropriate rate, dividing by 100 and then adding this year's frozen tax levy on homesteads of the elderly.

Additional Levy Last Year: This is calculated by taking Last Year's taxable value (line 3 of No-New-Revenue Tax Rate Worksheet), multiplying by Last Year's tax rate (line 4 of No-New-Revenue Tax Rate Worksheet) and dividing by 100.

For School Districts: This is calculated by taking Last Year's taxable value, subtracting Last Year's taxable value for the elderly, multiplying by Last Year's tax rate, dividing by 100 and adding Last Year's tax ceiling.

Additional Levy This Year: This is calculated by taking the current adjusted taxable value, multiplying by the No-New-Revenue Tax Rate and dividing by 100.

For School Districts: This is calculated by taking the adjusted taxable value (line 34 of the Voter-Approval Tax Rate Worksheet), multiplying by the No-New-Revenue Tax Rate, dividing by 100 and adding This Year's tax ceiling.

COUNTIES ONLY: All figures in this worksheet include ALL County Funds. Tax Levy amounts are the sum of each Fund's Taxable Value X each Fund's Tax Rate.

TAX RATE WORKSHEETS

From: frio cad (friocad@yahoo.com)

To: juanfe1160@gmail.com; emilio.castro@dilleyisd.net; atruelock@hondoisd.net; todd.grandjean@devineisd.org; msotelo@charlotteisd.org; bschorp@gmail.com; john.hughson@myfrh.com; judge.luna@friocounty.org; nobert.rodriguez@pearsallisd.org; rdean1958@hotmail.com

Cc: anna.alaniz@friocounty.org; melissa.gonzalez@evergreenuwcd.org

Date: Friday, October 8, 2021, 03:03 PM CDT

Good Afternoon

In accordance with Senate Bill 2, and Texas Property Tax Code Section 26.17:

Section 26.04(e-2), which was added to the Tax Code by SB2 in 2019, requires appraisal districts to provide notice to property owners, by mail or e-mail, that their estimated taxes may be found in a website maintained by the appraisal district. For tax year 2020, these notice requirements only applied to appraisal districts located in a county with a population of 200,000 or more. However, for tax year 2021, the notice required by Section 26.04(e-2) must be sent by all appraisal districts. TEX. TAX. CODE Section 26.04(e-2).

Per this section: The tax worksheets need to be added to the website.

Please submit this information and the district will upload this information.

Sincerely,

Luciano Gonzales, Jr.
Chief Appraiser
Frio County Appraisal District
830-334-4163